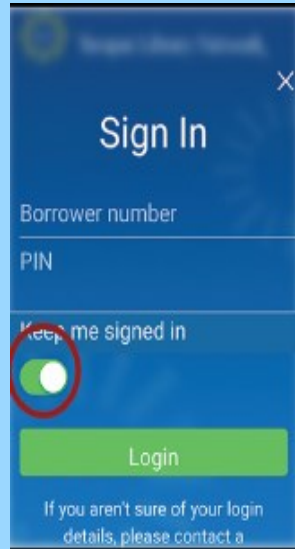


Click & Collect with the YLN app*

Bring a piece of paper with your full name in BIG letters and please wear a mask. NOTE: The Click & Collect option will only appear in the app Tuesday-Saturday 10-5:45. Holds must be picked up by 6pm.

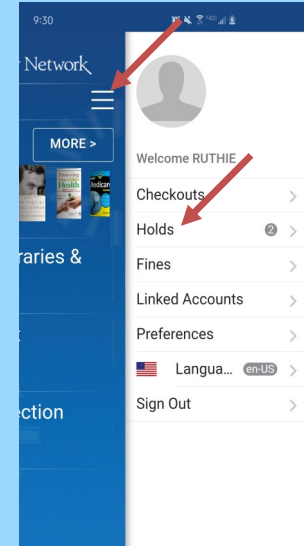
1

Download the YLN app from your device's [App Store](#) or [Google Play](#) and login in with your library card and PIN number.



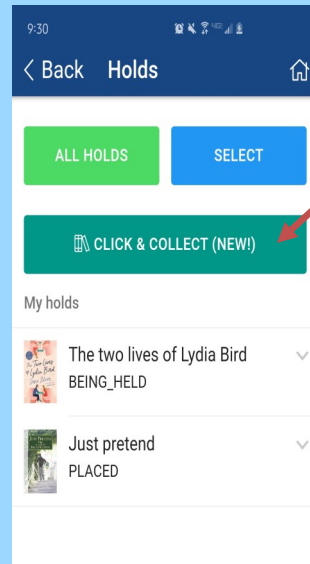
2

Click on the three bars in the upper right corner then click on holds.



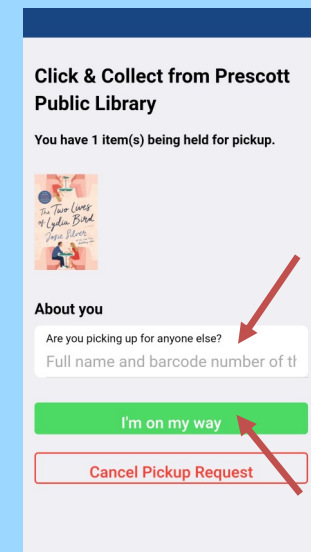
3

Click on "Click & Collect." You will only see this option if you have holds ready to be picked up.



4

If you are picking up someone else's items too, put their full name and barcode in the box. Then click on "I'm on my way."



5

Provide us with your ETA. When you arrive at the library, park in the parking lot on Marina St. and click “I’m here!”

6

Once you click “I’m here!” we will check the items out to you. You will receive a message to let you know we are working on it.

7

When you get the message your items are ready, pull up to the door in the Marina St. parking lot. Show the paper with your name to the staff member and we will place the items in your vehicle.



Thank you for using Click & Collect! For questions, please contact the Ask a Librarian Desk at 928.777.1526 or ask.librarian@prescott-az.gov